

# SHOSHONE ELEMENTARY FINANCIAL STATEMENT

Farmer's National Bank/February 2018

	Beginning			Ending
Account Name	Balance	Income	Expenses	Balance
General Fund	\$1,601.42	\$959.60	\$570.13	\$1,990.89
Enrichments	\$177.04	\$239.41	\$500.52	-\$84.07
World's Finest Chocolates	\$421.12	\$0.00	\$602.83	-\$181.71
StoryLine	\$4,368.75	\$0.00	\$56.25	\$4,312.50
Staff Fund	\$0.91	\$0.00	\$0.00	\$0.91
	\$6,569.24	\$1,199.01	\$1,729.73	\$6,038.52

## February Debits/Checks

	Amount	Outstanding	Cleared
2/1 Ck.# 1114 Denice Christiansen/Reim. For Enrichment Supplies	\$129.58		X
2/5 Ck. #1115 Emily Nelsen/Reimbursed for Memory Card Purchased	\$13.25		X
2/12 Ck. #1116 Ginger Koonce/Reimbursed for Bowling Enrichment	\$33.75	X	
2/12 Ck. #1117 Shoshone School District/Bus Mileage for Enrichments	\$215.17		X
2/12 Ck. #1118 Sabrina Addington/Reimbursed for Enrichment Supplies	\$27.06		X
2/15 Ck. #1119 Denice Christiansen/Reimbursed for Enrichment Supplies	\$42.23	X	
2/21 Ck. #1120 Shoshone High School/1st-4th Grade Basketball Fee	\$560.00	X	
2/26 Ck. #1121 Denice Christiansen/Reimbursed for Enrichment	\$52.73	X	
2/7 Debit Oriental Trading Company/WFC Prizes	\$64.98		X
2/6 Debit Party City/Coloring Books	\$27.07		X
2/8 Debit Walmart.com/ World's Finest Chocolate Prizes	\$9.99		X
2/8 Debit Oriental Trading Company/WFC Prizes	\$345.90		X
2/9 Debit Walmart.com/WFC Prizes	\$22.24		X
2/12 Debit Walmart.com/WFC Prizes	\$132.65		X
2/22 Debit Naeir.org/Storyline Supplies	\$43.00	X	
2/23 Debit Fred Meyer/Office Supplies	\$10.13		X

## Outstanding January Debits/Checks

	Amount	Outstanding	Cleared
1/29 Ck.#1112 Caxton's Printers/Storyline Supplies	\$406.39		X
1/31 Ck.#1113 Emily Nelsen/Reimbursed for Storyline Supplies	\$71.37		X
1/31 Debit Amazon.com/Lanyards for Julie Nordstrom	\$14.99		X

## February Deposits/Charges

2/23 Deposit Enrichments, Basketball Fees, Reim. From D.O.	\$1,199.01		X
--	------------	--	---

3/1/18

Balanced w/ statement

Wendy Clark  
Emily Nelsen



# MARCH



Shoshone Elementary

March 1, 2018

## FROM OUR PRINCIPAL

Mrs. Nelsen

Dear Parents,

We are excited to see you at parent-teacher conferences March 20 or 21. It's always a treat for teachers to meet with the parents of their students. You will receive a scheduled conference time. If you do not receive one by Thursday, March 8, please call the school office at 886-2381. Conferences are a wonderful way to keep in touch with your child's teacher, and to create a way for all of us to support your child. Attached to this newsletter are ideas from Harvard Graduate School of Education to make your time at conferences the best they can be.

### Parent/Child Reading Tips

- Read to and with your child, and have your child read to you.
- Encourage your child to keep a journal of daily events.
- Keep books available to your child, and make regular trips to the public library.



## EXTENDED SCHOOL DAY ENDS

At 4:00 p.m. on Thursday, March 22, 2018 our extended school day ends for all grades. When we return from spring break on Monday, April 2, school will dismiss at 3:35 p.m. instead of 4:00 p.m. Buses home will run approximately 20 minutes earlier than they do now.

Daylight Saving Time!  
Don't forget to set your clocks  
ahead one hour on  
Sunday, March 11.



## KINDERGARTEN REGISTRATION

Shoshone School District Kindergarten Registration for the 2018-2019 school year will be held in our kindergarten classrooms on Thursday, April 26, 5:30-8:00 p.m. **Please bring your child with you when registering him/her for kindergarten. Registration and screening will take approximately 45 minutes.**

In order to register your child for kindergarten he/she must turn 5 on or before September 1, 2018 (no exceptions). To complete registration, parents must provide child's official state birth certificate and current or completed immunization record. **Children must be current on their immunizations to register. If your child is not current on their immunizations please call South Central Public Health District at 737-5966 to make an appointment.**

If you do not have an official birth certificate and your child was born in Idaho, you may obtain one from Idaho Vital Statistics, P.O. Box 83720, Boise, Idaho 83720-0036 (208-334-5988) or by going online at [www.vitalrecords.dhw.idaho.gov](http://www.vitalrecords.dhw.idaho.gov).

If your child was born in another state, we have addresses for each of the states Bureau of Vital Statistics. Please call the school elementary office at 886-2381 ext. 138 for information. **Please remember that we need the official birth certificate not a hospital certificate.**

## PRE-SCHOOL CHILD FIND

We will hold pre-school eligibility screening on Thursday, April 26, 5:30-8:00 p.m. The purpose of this screening is to help us identify resident preschool children delayed in learning. This delay could be due to social skills, self care needs, physical development, gross/fine motor skills or in speech and language.

This service is available to all resident, 3-5 year old children. To be eligible for testing your child must turn three before May 18, 2018. If you have developmental concerns about your preschool child please call our elementary office at 886-2381 ext. 138 so we can schedule a screening appointment for your child. Screening will take approximately 45 minutes.





## INDIVIDUAL STUDENT and CLASS PICTURES



Lifetouch Photography will be at our school on Thursday, March 8, taking individual student and class photographs. Class pictures and individual pictures must be paid for in advance. The charge for a single 8 x 10 class photograph is \$10.00. Individual picture packets vary in price anywhere from \$16.00 to \$45.00. If you buy a picture packet A-F a class picture is included in the packet. When ordering please complete the form attached to the flyer and return it to school with your child on or before March 8.

## KINDERGARTEN GRADUATION PICTURES

Lifetouch Photography will also take kindergarten graduation pictures on Thursday, March 8. Individual graduation picture packets vary in price anywhere from \$25.00 to \$49.00. Lifetouch will provide a graduation cap and gown for your child to wear for their picture. Boys should wear a shirt with a collar. Graduation picture packets must be paid for in advance. When ordering please complete the form attached to the flyer and return it to school with your child on or before March 8.

### BOX TOPS FOR EDUCATION

Please keep collecting those box tops!

This year we have collected 2,500  
which is \$250.00 for our school.

*Next deadline submission date is, March 31.*

## P.T.O. Meeting

Our next Parent Teacher Organization meeting will be Tuesday, March 6, 4:15 p.m. We will discuss future activities and fundraisers. We hope you can attend!

## SCHOLASTIC BOOK FAIR

Our annual Scholastic Book Fair will be held March 19-22 in our library. Students will have the opportunity to view and purchase books during their regular library time or before and after school. Parents can also purchase books before or after school and during Parent Teacher Conferences. Be sure to stop by our book fair when you come in for your child's conference. If you can't make it to our book fair but would like to purchase books you can do so by going to:



<http://bookfairs.scholastic.com/homepage/Shoshone>




## WORLD'S FINEST CHOCOLATE SALE IS COMING!


On Thursday, March 8, your child will come home with a packet of information regarding our "World's Finest Chocolate" elementary fundraiser. You and your child can help us raise money for our school by selling chocolates to family member and friends. (We discourage door-to-door-sells unless child is accompanied by an adult.) Please watch for this packet containing additional information to come home next Thursday, March 8.

## STUDENT PASSPORT BOOKLETS

Please talk to your child about how you can help them earn a Leader in Me Habit 1 pin for their school lanyard by completing grade level tasks from their passport booklet. Some of the tasks require a parent note to the teacher upon completion (such as making their bed or going seven days without television or video games). If you would like a list of tasks that need to be completed please call the school office. Thank you for supporting your child's education. Together as a team we can do great things!




**HABIT 6**  
**Synergize:**  
**Together Is Better**



Together is better than being just one.  
Working with others is much more fun.  
The things I learn and the things I do,  
Are happier shared with all of you!

★ Together everyone shines! ★





## Parent-Teacher Conferences: A Tip Sheet for Parents

As a parent, you are your child's first and most important teacher. You and your child's school have something in common: You both want your child to learn and do well. When parents and teachers talk to each other, each person can share important information about your child's talents and needs. Each person can also learn something new about how to help your child. Parent-teacher conferences are a great way to start talking to your child's teachers. This tip sheet suggests ways that you can make the most of parent-teacher conferences so that everyone wins, especially your child.

### *What should you expect?*

- **A two-way conversation.** Like all good conversations, parent-teacher conferences are best when both people talk *and* listen. The conference is a time for you to learn about your child's progress in school: Ask to see data about your child's attendance, grades, and test scores. Find out whether your child is meeting school expectations and academic standards. This is also a time for the teacher to learn about what your child is like at home. When you tell the teacher about your child's skills, interests, needs, and dreams, the teacher can help your child more.
- **Emphasis on learning.** Good parent-teacher conferences focus on how well the child is doing in school. They also talk about how the child can do even better. To get ready for the conversation, look at your child's homework, tests, and notices before the conference. Be sure to bring a list of questions that you would like to ask the teacher.
- **Opportunities and challenges.** Just like you, teachers want your child to succeed. You will probably hear positive feedback about your child's progress *and* areas for improvement. Be prepared by thinking about your child's strengths and challenges beforehand. Be ready to ask questions about ways you and the teacher can help your child with some of his or her challenges.

### **Checklist: Before the conference**

- ✓ Schedule a time to meet. If you can't go at the scheduled time, ask the teacher about other times.
- ✓ Review your child's work, grades, and progress reports.
- ✓ Talk with your child about his or her progress in school.
- ✓ Talk with others—family members, after school staff, mentors, etc.—about your child's strengths and needs.
- ✓ Make a list of questions to ask during the conference.
- ✓ Think about ways you would like to be involved in your child's learning so that you can discuss them with the teacher.

*Continued →*



### ***What should you talk to the teacher about?***

- **Progress.** Find out how your child is doing by asking questions like: Is my child performing at grade level? How is he or she doing compared to the rest of the class? What do you see as his or her strengths? How could he or she improve?
- **Assignments and assessments.** Ask to see examples of your child's work. Ask how the teacher gives grades.
- **Your thoughts about your child.** Be sure to share your thoughts and feelings about your child. Tell the teacher what you think your child is good at. Explain what he or she needs more help with.
- **Support learning at home.** Ask what you can do at home to help your child learn. Ask if the teacher knows of other programs or services in the community that could also help your child.
- **Support learning at school.** Find out what services are available at the school to help your child. Ask how the teacher will both challenge your child and support your child when he or she needs it.

#### **"BE HEARD"**

*Keep these principles in mind for a great parent-teacher conference:*

Best intentions assumed

Emphasis on learning

Home-school collaboration

Examples and evidence

Active listening

Respect for all

Dedication to follow-up

### ***How should you follow up?***

- **Make a plan.** Write down the things that you and the teacher will each do to support your child. You can do this during the conference or after. Write down what you will do, when, and how often. Make plans to check in with the teacher in the coming months.
- **Schedule another time to talk.** Communication should go both ways. Ask how you can contact the teacher. And don't forget to ask how the teacher will contact you too. There are many ways to communicate—in person, by phone, notes, email. Make a plan that works for both of you. Be sure to schedule at least one more time to talk in the next few months.
- **Talk to your child.** The parent-teacher conference is all about your child, so don't forget to include him or her. Share with your child what you learned. Show him or her how you will help with learning at home. Ask for his or her suggestions.

For more resources on family involvement, visit [www.hfrp.org](http://www.hfrp.org).